

2250 Spiegel Drive
Groveport, OH 43125

For Lease



Sublease Freezer Space Available

Sublease Rate:
\$18.95 PSF Gross
(Including Utilities)

Available Space:
15,000 SF Freezer + 5,000 SF Cold Dock

- Includes 5,000 SF of Cold Dock space with 3 docks
- 29' Clear Height
- Drive-in door into freezer: 8'WX14'H
- Currently no racking
- Sublease expires: 9/30/2028

*Subject to existing lease extension.



Brad Kitchen
614.545.2155
bkitchen@AlterraRE.com


Matt Norbuta
614.545.2165
mnorbuta@AlterraRE.com



Alterra Real Estate
614.365.9000
www.AlterraRE.com

2250 Spiegel Drive
Groveport, OH 43125

For Lease



Brad Kitchen
614.545.2155
bkitchen@AlterraRE.com

Matt Norbuta
614.545.2165
mnorbuta@AlterraRE.com



Alterra Real Estate
614.365.9000
www.AlterraRE.com

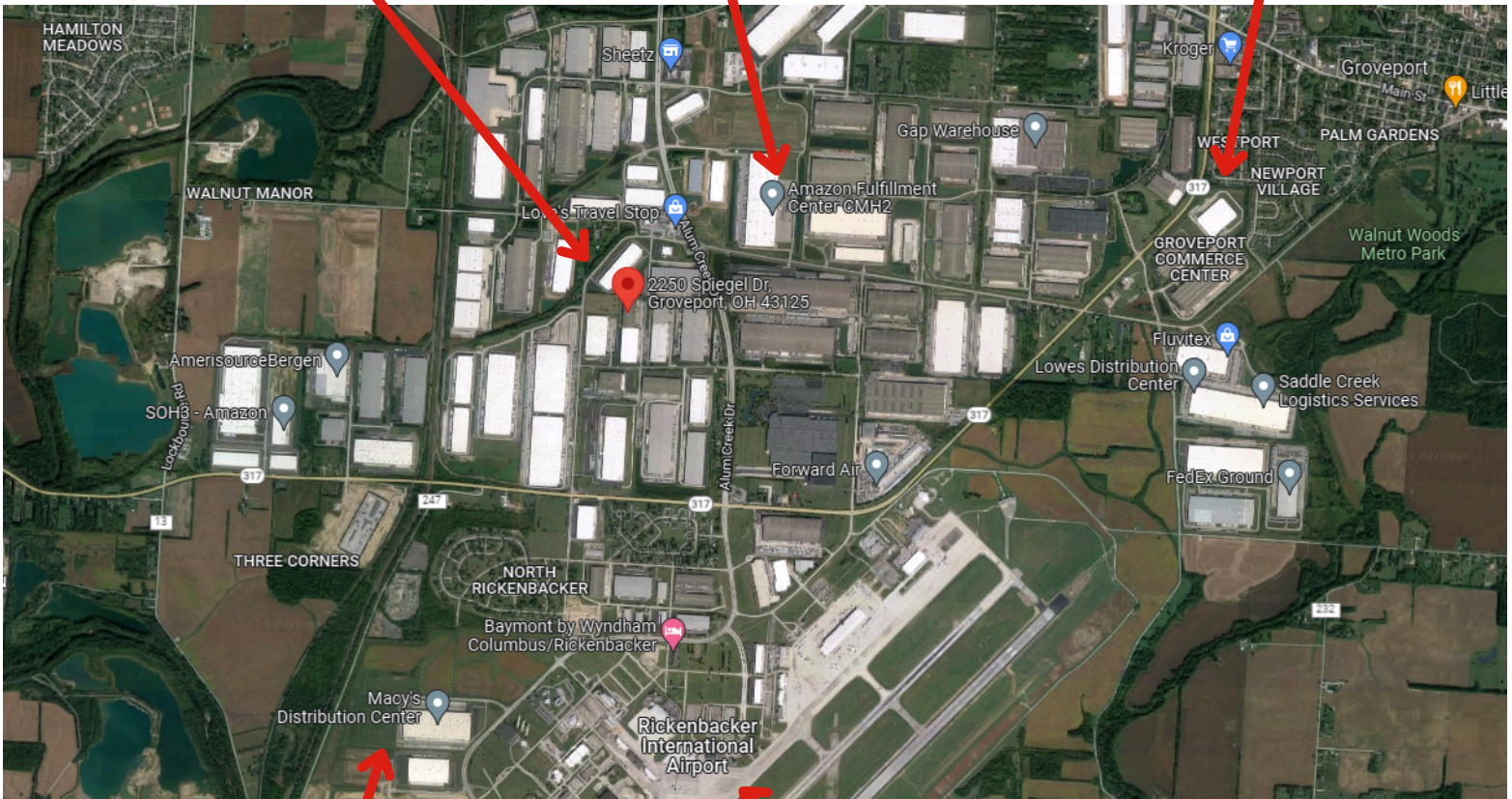
2250 Spiegel Drive
Groveport, OH 43125

For Lease

SITE

Amazon Fulfillment
Center

Groveport Commerce
Center



Macy's Distribution
Center

Rickenbacker
International Airport

Brad Kitchen
614.545.2155
bkitchen@AlterraRE.com

Matt Norbuta
614.545.2165
mnorbuta@AlterraRE.com



Alterra Real Estate
614.365.9000
www.AltterraRE.com

2250 Spiegel Drive Groveport, OH 43125

For Lease

Location Facts & Demographics

Demographics are determined by a 10 minute drive from 2250 W Spiegel Dr , Columbus, OH 43125

CITY, STATE

Columbus, OH

POPULATION

19,400

AVG. HHSIZE

2.71

MEDIAN HH INCOME

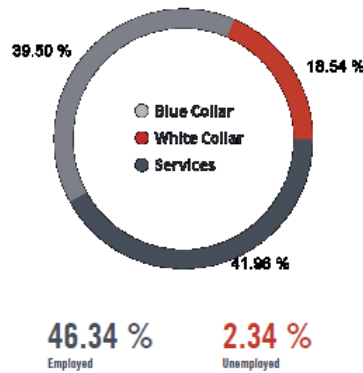
\$60,677

HOME OWNERSHIP

Renters: **2,222**

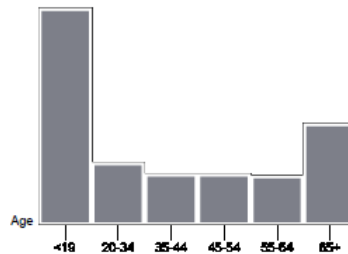
Owners: **4,926**

EMPLOYMENT



GENDER & AGE

50.08 % 49.92 %

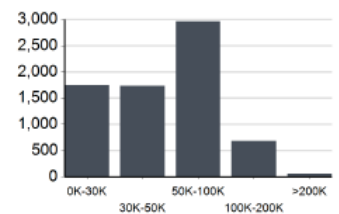


RACE & ETHNICITY

White:	75.15 %
Asian:	0.14 %
Native American:	0.00 %
Pacific Islanders:	0.00 %
African-American:	12.62 %
Hispanic:	5.26 %
Two or More Races:	6.83 %

Catylist Research

INCOME BY HOUSEHOLD



HH SPENDING

